

Before first using your new Brilliant LED outdoor transformer it is most important that you read and follow these instructions, even if you feel you are quite familiar with this type of product. Keep this document handy for future reference.

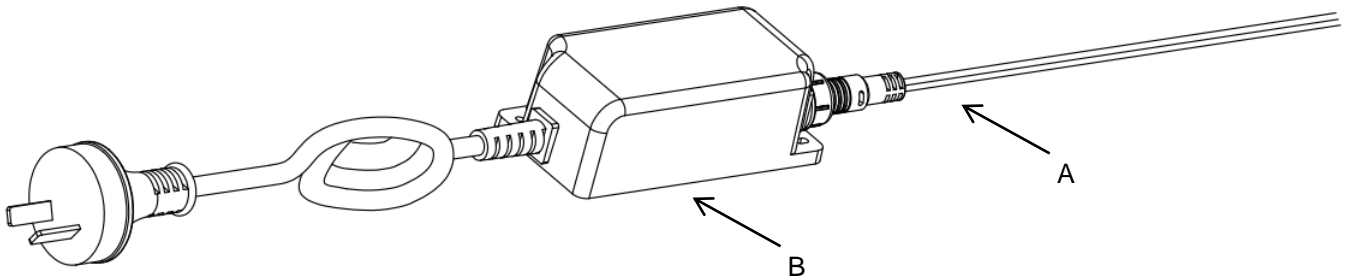
**CAUTION:**

- If you are in any doubt as to the installation of this product, please consult a qualified electrical contractor before proceeding.
- The output of this product is 12V DC extra low voltage.
- There are no user serviceable parts within this kit.
- This product must be used only as described in this manual. Any other use not recommended by the manufacturer may cause fire, electric shock, or injury to persons. If you have questions, contact the manufacture or local agent.
- When cutting into the ceiling material, care must be taken to ensure you do not damage electrical wiring and other hidden utilities

### DIY Installation

**Installation:**

- The transformer should be located in a well-ventilated position, clear of ANY insulation materials.
- Keep the transformer away from direct sources of heat such as low voltage globes.
- Plug extension cable 'A' into transformer 'B'.
- Brilliant 10m 12V garden lighting extension cable - 19918 is compatible with this transformer.

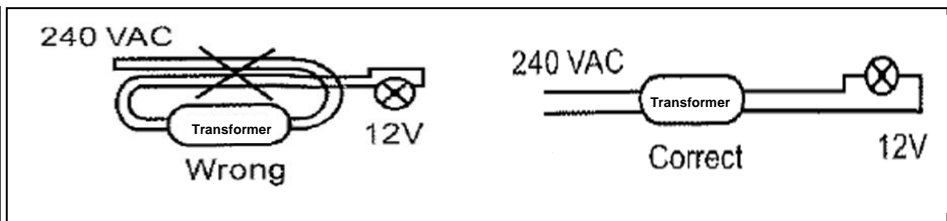
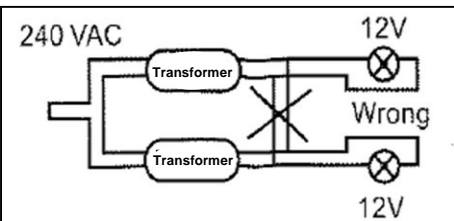


**Notes:**

- Do not link outputs of electronic transformers when multiple transformers are used. (Refer Diagram A)
- Do not cross over 240V primary and 12V secondary wires. (Refer Diagram B)
- Do not allow the 240V primary wires to run along the transformer or radio interference may be introduced onto the mains circuit.
- Ensure the cables do not cross over each other, rather have them straight and direct to/from the terminals. (Refer Diagram B)
- 12V secondary cables must not be linked on single transformer applications. (Refer Diagram C)
- Do not load the transformer over its maximum indicated wattage (24W)

**DIAGRAM A.**

**DIAGRAM B**



**Specifications:**

**Rated Input Voltage:** 240V, 50Hz

**Output Voltage:** 12V DC

**Output Current:** 2000mA

**Load Rating:** 24W

**Weatherproof Rating:** IP68

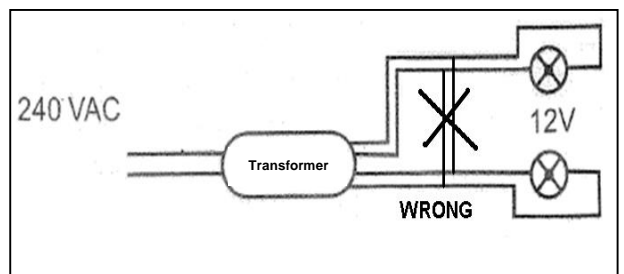
**Protection:** Class II

**Dimming:** Not Dimmable

**Extension cable:** 20cm extension cable (included)

10m 12V garden lighting extension cable - 19918 is compatible with this transformer. (not included)

**DIAGRAM C**





# LED OUTDOOR TRANSFORMER 24W IP68

## 19915/06

### Warranty

Brilliant Lighting warrants this product against defects in manufacture and workmanship for a period of 3 years from date of purchase. This warranty is only valid for products installed by a qualified electrical contractor and operated within the guidelines specified by Brilliant Lighting, and within the correct operating voltage ranges as stated on the product's rating label.

Warranty does not include damage or loss arising from incorrect installation, operation or maintenance of this product, damage caused through modification, incorrect installation, service by unqualified or unauthorised personnel or lack of regular maintenance and cleaning. Proof of installation by qualified personnel may be required, eg. Electrical Safety Certificate. Proof of purchase must be supplied with all warranty claims.

This warranty is provided in addition to any other rights and remedies of the customer under any law. In applications not intended for household, personal or domestic use, liability is limited to replacement or reimbursement of product only.

*Our goods come with guarantees that cannot be excluded under the Australian Consumer Law. You are entitled to a replacement or refund for a major failure and compensation for any other reasonably foreseeable loss or damage. You are also entitled to have the goods repaired or replaced if goods fail to be of acceptable quality and the failure does not amount to a major failure.*

Any claim under this warranty must be made within 3 years of the date of purchase of the product. To make a claim under the warranty, take the product (with proof of purchase – receipt or similar) to the store where you purchased the product or contact Brilliant Lighting at the address below.

This warranty is given by:

**Brilliant Lighting (Aust) Pty. Ltd.**  
**ABN 37 006 203 694**  
**956 Stud Road Rowville, VIC 3178**  
**Phone: 03 9765 2555**  
**Email: [info@brilliantlighting.com.au](mailto:info@brilliantlighting.com.au)**  
**MADE IN CHINA**